



GM-390

GS-380C

DOUBLE FUNCTION • NEW DESIGN

FEATURES:

- **GM-390 Glass Sensor plus Magnetic Switch - Double Function. Two in one design to make installation with more convenient and efficient.**
- **Piezoelectric Style.**
- **No power is required.**
- **Accurately and effectively detect the strike of glass.**

GS-380S

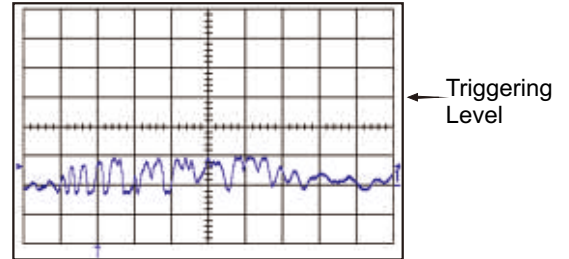
GLASS SENSOR PLUS MAGNETIC SWITCH

GS-380S / GS-380C GM-390

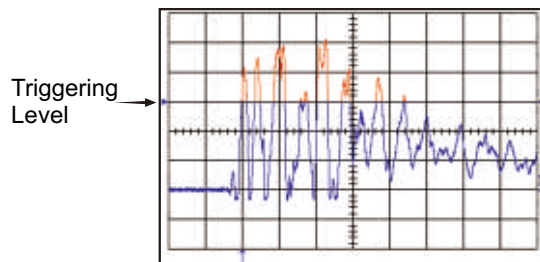


FEATURES:

- The products come with superior design for high performance and effective glass striking detection. Unique circuit and structure designs provide greater stability against false alarms cause from any environmental vibration.
- Following diagrams are the real record from actual situation.



■ General environmental vibration (ex. Strong wind, human vibration)

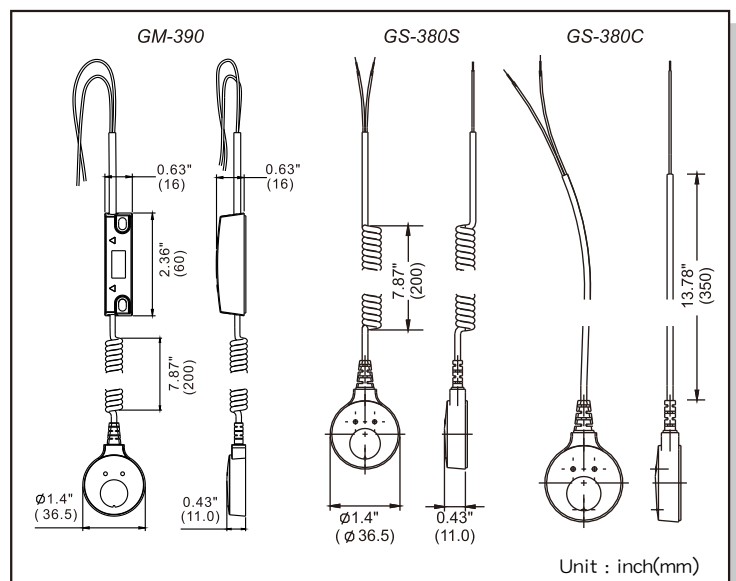


■ The vibration from hard materials knocking on glass surface.

SPECIFICATIONS:

Model	GM-390	GS-380C	GS-380S
Detection Range	Radius of 71" (180cm)		
Detection System	Piezoelectric + Reed	Piezoelectric	
Alarm Period	0.5 sec. ~ 6 sec. (max)		
Alarm Output	Semiconductor Style Switch, Polarity, DC24V /40mA Resistance exceeds 100k ohm when abnormal. Resistance at 13 ohm(max) when normal.		
Operating Temperature			
Mounting Position	Surface of glass materials (Indoor)		
Weight	1.98 oz (56 g)	0.46 oz (13 g)	0.92 oz (26 g)
Dimensions (W x H x T)	Ø1.4" x 0.43" (Ø36.5 x 11mm)		
Wiring / Terminal	Spring Wiring	Cable Wiring	Spring Wiring

DIMENSIONS :



No.CGM-390-0601